

YEAR 1 PHONICS SCREENING CHECK

a



b

What is the Year 1 phonics screening check?

The Year 1 phonics screening check is a statutory, short, assessment to confirm whether individual pupils have learnt phonic decoding to an appropriate standard.



C



d

When does it happen?

Schools will be able to administer the check at any time that suits them during the week of the Monday 8th June to Friday 12th June 2026



How is the check structured?

It comprises a list of 40 words and pseudo or nonsense words, which a child will read one-to-one with their teacher.

The words cover phonics skills that have been covered in Reception and Year 1.

A large, hollow outline of the lowercase letter 'g' with a soft drop shadow, positioned on the left side of the slide.

A large, hollow outline of the lowercase letter 'h' with a soft drop shadow, positioned on the right side of the slide.

in

at

beg

sum

This is an example
of the
Section 1 real
words.

These are not
necessarily the high
frequency words
that have been sent
home, but they can
all be decoded
using their
Phase 2 and 3
phonemes.

Why are we using nonsense words?

- It demonstrates that a child can isolate phonics from other reading strategies.
- It eliminates the possibility of a child having learnt the words 'by heart'.
- Checking knowledge and application of phonics is all that the Year 1 phonics screening check is designed to do.


ot




vap



osk




ect



Section 1
'Alien' or
nonsense
words
can also be
decoded
using their
knowledge of
Phase 2 and
3 phonemes.





















Section 2 words are more complex words, but both the real words and the alien words are decodable using Phase 2, 3 and 5 phonemes.

(there are no new grapheme phoneme correspondents taught in Phase 4, just blends like st, bl, cr, dr, etc.)

A large, hollow outline of the lowercase letter 'm' in a simple, sans-serif font, positioned on the left side of the slide.A large, hollow outline of the lowercase letter 'n' in a simple, sans-serif font, positioned on the right side of the slide.

Have a go...

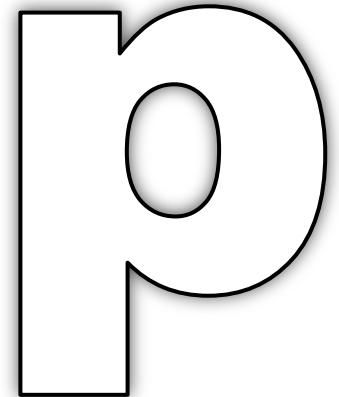

Phonics Screening Practice List

Nonsense Alien Words			
yoop		lazz	
olf		quipe	
smeck		chirt	
jimp		scroy	
blies		faum	
blate		spreet	
dox		melp	
glisp		shound	
cripe		thoft	
jigh		frue	

How will I know how my child has got on?

The score will be on the end of year report.

If your child does not reach the National benchmark they will receive additional support in Year 2 and be re-tested in June 2027.



How can I help my child at home?

- Practice the examples given to you on Seesaw each week and make up some real and rubbish words of your own.
- Use websites such as Twinkl, Phonics Play (subscription required for full use), BBC Bitesize KS1 Phonics, ICT Games, lots of Phonics Apps (some free and some paid) Oxford University Press.
- Use the phonics mats to make flashcards.